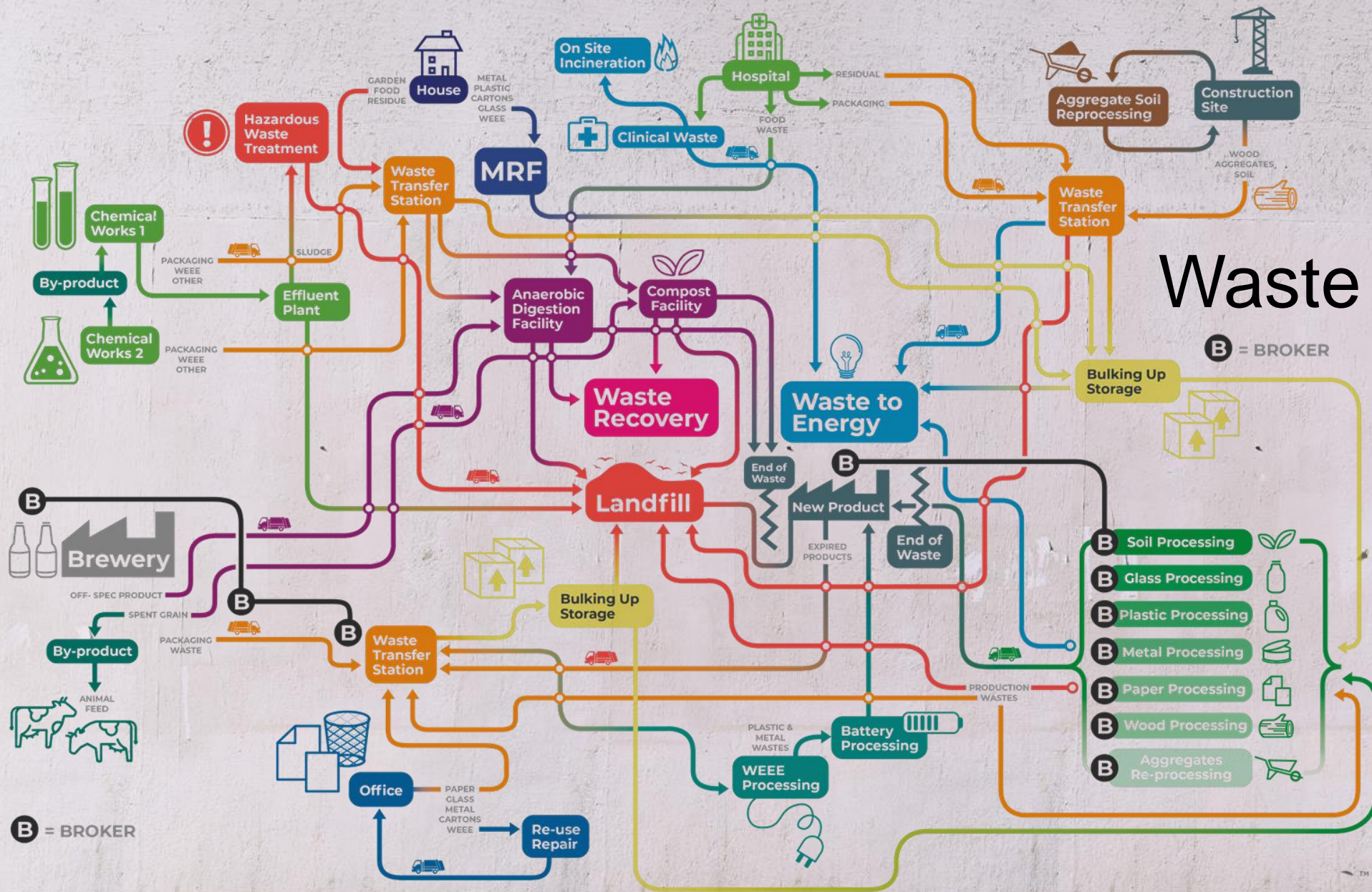





**Making the world's waste
visible, verifiable & valuable**

Our mission: to be the leading
waste analytics business for
waste producers, the waste
industry and government.







Plasterboard:
£35 per cu yard

Steel scrap:
£100 per tonne

Ceiling tiles:
£50 per box

Plastic:
£50 per tonne

Cardboard:
£90 per tonne

Insulated copper cable:
£1,000 per tonne

>60%

of the world's waste is sent to
landfill...
but it all has **value**

Topolytics is creating a 'digital twin' of corporate, city, national and the international waste system – unlocking value for waste producers, recyclers, investors and governments.

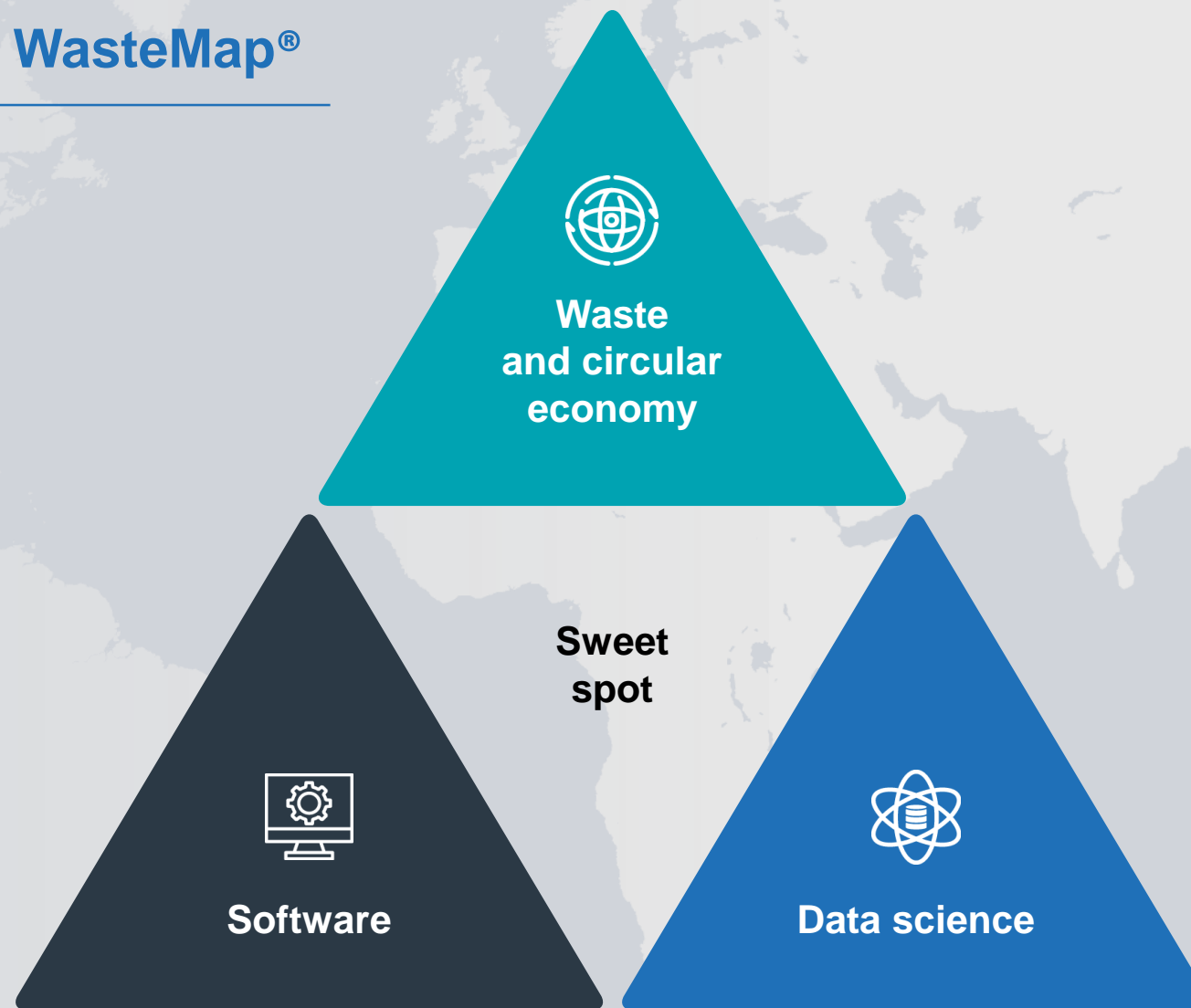


Our position

We are a leading **AI & analytics** player in the fast growing **\$2bn** smart waste market



Our analytics platform: WasteMap®



WasteMap® for Producers

Find out how our platform helps waste producers, brokers and facilities managers

FIND OUT MORE



WasteMap® for Processors

Find out how our platform helps waste recyclers and processors

FIND OUT MORE



WasteMap® for Government

Find out how our platform helps government

FIND OUT MORE



WasteMap[®]

Creating the UK Government's mandatory digital waste tracking system

Point-in-time view and analysis of every waste movement in the UK

Customer

Department for Environment, Food & Rural Affairs (and all UK environmental regulators)

Partners



Agency Manager Lydia (Agency Officer) Sign Out

Search Agency Manager

Dashboard Alerts 60 Favourites Reports

ALPHA This is a new service – your [feedback](#) will help us to improve it.

Alerts

[View All](#)

Date	EWG Code	Description	Waste Type	Status	Notifications
28 March 2020, 11:28	12 34 56	Unauthorised material acceptance	Clothes	New 1	1 Notification
28 March 2020, 10:12	23 56 76	Unauthorised material acceptance	Textiles	New 1	2 Notifications
28 March 2020, 09:12	98 34 54	Mass balance threshold exceeded	All Waste	New 1	3 Notifications
27 March 2020, 16:58	50 67 14	Storage limit exceeded for EWG codes	Plastic	New 1	2 Notifications
27 March 2020, 15:34	84 25 43	Hazardous waste transfer 30 Mar 2020 15:34	Automotive Wastes	New 1	1 Notification

Waste Map

Date	Weight (t)
29/02/2020	1.63
28/02/2020	1.43
27/02/2020	1.04
26/02/2020	1.65
25/02/2020	1.89

Waste Anomalies

[View All](#)

New Producers March 2020

No	Site Name	Volume
1.	Company A	1200l
2.	Company B	980l

Waste Movements

[View All](#)

Waste In & Out March 2020

No	Site Name	% difference
1.	Company F	+7.2%
2.	Company G	+6.3%



Tackling the climate crisis through AI

Scotland's Waste & Resources Map

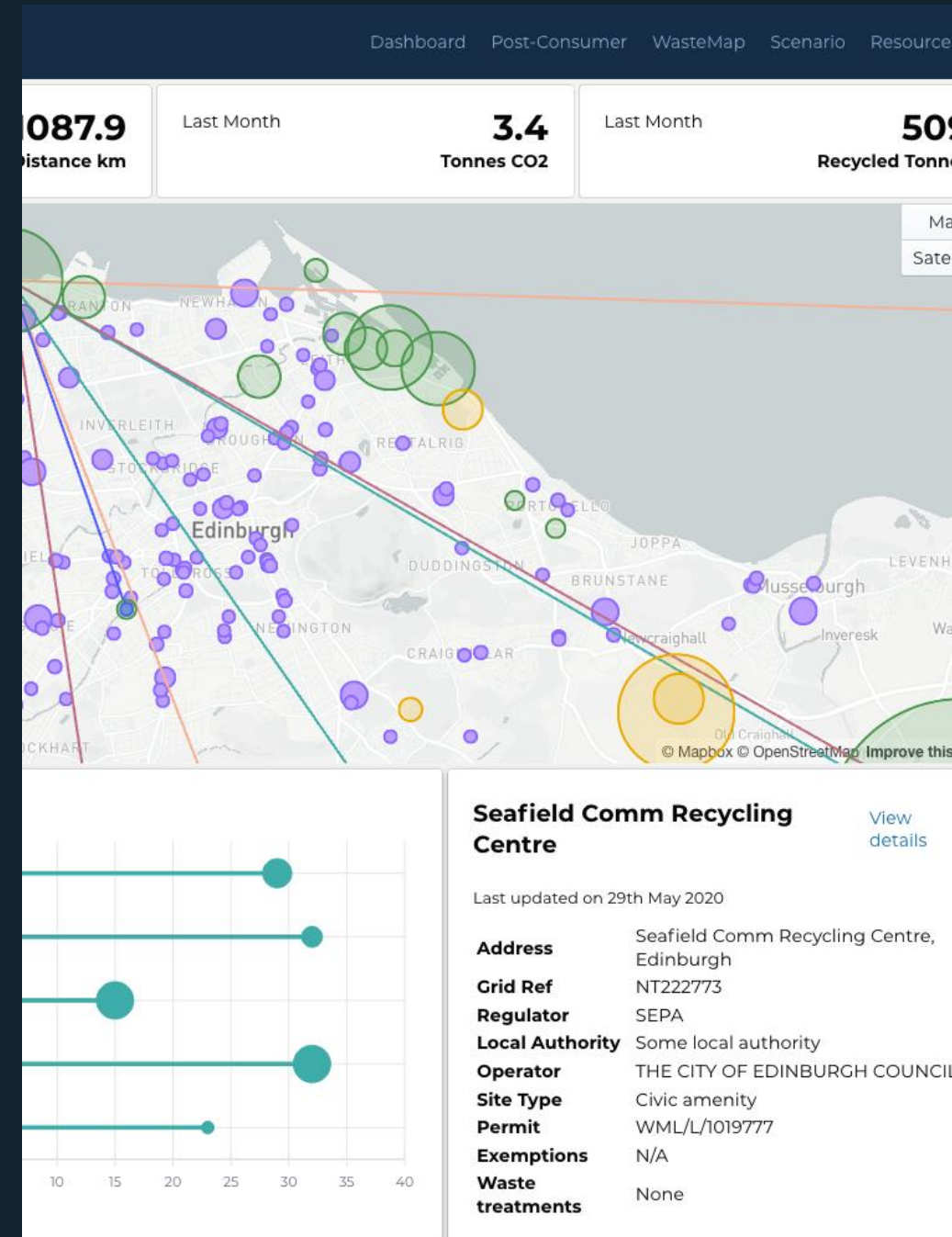
A high quality, granular view on waste and by-products generation and movements across Scotland.

Working with the Scottish Government and Zero Waste Scotland to map waste flows and identify opportunities where these materials could be driven back into Scotland's production economy. The aim being to:

Displace raw (virgin) input materials at a transactional and a national level

Reduce leakage from and the carbon intensity of the waste system

Enable jobs within the circular economy





**Making the world's waste
visible, verifiable & valuable**

Our mission: to be the leading
waste analytics business for
waste producers, the waste
industry and government.

